

# CUBE

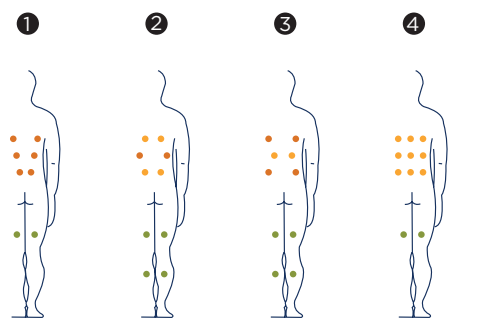

Perfect for the enjoyment of couples, the family or even a get-together with friends, the Cube hot tub has taken all needs into account to deliver the perfect hot tub session to all users.

It comes with an ice bucket and headrests around two of the hot tub's edges for maximum comfort.

Equipped with 27 jets and 12 air nozzles, it gives first-rate massages.

**Positions:** 4 

**Measures:** 231 x 231 x 78



		
		
		
<b>Optional:</b>		
		



ref: 56541

## Technical specifications

Measures ( ±2cm)	231 x 231 x 78
Positions (seats/loungers)	4 (4 / -)
Water capacity (l)	975
Weight (empty/full) (kg)	450 / 1.425

Cabinet coating	Solid Surface / Graphite / Walnut
Without cabinet	Optional
Acrylic colours*	44 / 27 / 59 / 18 / 64 / 72

FEATURES	
Total Massage Points	<b>39</b>
Massage Jets	27
Air Nozzles	12
Stainless Steel Nozzles	•
Headrests	2
Digital Control Panel	•
Ultraviolet Treatment	•
Galvanised Metal Structure	•
ABS Base	•
Energy Saving Cover	•
EcoSpa	•
Nordic Insulation System	Optional

FINISHES	
Colour Sense	5 LED + illuminated accessories
Pure Line Lighting	•
Bluetooth Surround Sound	Optional
Woodermax Cabinet	-
Aromatherapy	•
Programmable WiFi Touch Panel	Optional
Flexible Massage	-


MESSAGE PUMPS	
Water Massage	1.800 W / 2,5 HP
Relax Impact Pump	1.150 W

FILTRATION AND HEATING	
Recirculation pump	250 W
Water heater	3.000 W
Type of filter	Cartridge

POWER SUPPLY	
Power requirement LOW AMP (W) / (A) to 230 V	3.400 W / 14,8 A
Voltage	230 V / 400 V III

### Shell finishes


#### Acrylic colors



44 White



27 Silver



72 Cameo



59 Sterling




18 Sand



64 Pearl Shadow

### Furniture finishes



Solid Surface



Graphite



Walnut



Thunder

### Accessories



WALNUT step  
(or GRAPHITE model)



Hot tub vacuum cleaner



Water care

According to our policy of constant evolution, we reserve the right to modify the specifications in part or in whole without forewarning.

## CUBE

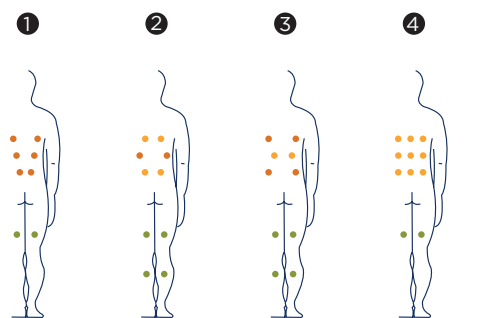

Parfaitement adapté pour en profiter pleinement en couple, en famille ou lors d'une réunion entre amis, le spa Cube a tenu compte de tous les besoins afin de pouvoir offrir une séance de spa parfaite.

Il inclut un seau à glaçons et des appuis-tête des deux côtés du spa pour un confort maximal.

Équipé de 27 jets et 12 buses soufflantes, il procure un massage de choix.

**Positions:** 4 

**Dimensions:** 231 x 231 x 78



Option:



ref: 56541

## Caractéristiques techniques

Dimensions ( ±2cm)	231 x 231 x 78
Positions (assises / allongées)	4 (4 / -)
Volume Eau (l)	975
Poids (vide/plein) (kg)	450 / 1.425

Type de Revêtement Meuble Extérieur	Solid Surface / Graphite / Walnut
Sans habillage	Option
Couleurs Acryliques*	44 / 27 / 59 / 18 / 64 / 72

PRESTATIONS	
Total Points de Massage	<b>39</b>
Jets massage	27
Buse air	12
Jets/Buses Inoxydable	•
Appui-tête	2
Panneau de Commande Numérique	•
Ultraviolet Treatment UV	•
Structure Métal Galvanisé	•
Base ABS	•
Energy Saving Cover	•
EcoSpa	•
Nordic Insulation System	Option
Blue Connect Plus	Option

DIVERTISSEMENT	
Colour Sense	5 LED + Accessoires éclairés
Pure Line Lighting	•
Surround Bluetooth Audio	Option
Meuble Woodermax	-
Aromatherapy	•
Touch Panel Programmable Wifi	Option
Flexible Massage	-


POMPE DE MASSAGE	
Massage d'eau	1.800 W / 2,5 CV
Relax Impact Pump	1.150 W

FILTRATION ET CHAUFFAGE	
Pompe de recirculation	250 W
Chauffage d'eau	3.000 W
Type de filtre	Cartouche

COURANT ÉLECTRIQUE	
Puissance maximale LOW AMP (W) / (A) 230 V	3.400 W / 14,8 A
Tension	230 V / 400 V III

### Matériel des Spas


#### Couleurs Acrylique



44 White



27 Silver




72 Cameo



59 Sterling




18 Sand



64 Pearl Shadow

### Bois des Spas



Solid Surface



Graphite



Walnut



Thunder

### Accessories



*Escalier NOYER  
(ou GRAPHITE modèle)*



*Ustensiles de nettoyage  
du fond du Spa*



*Kit de désinfection*

Dans le cadre de notre politique d'améliorations constantes, nous nous réservons le droit de modifier/d'amender nos spécifications n'importe quand et sans aucun préavis.

# CUBE

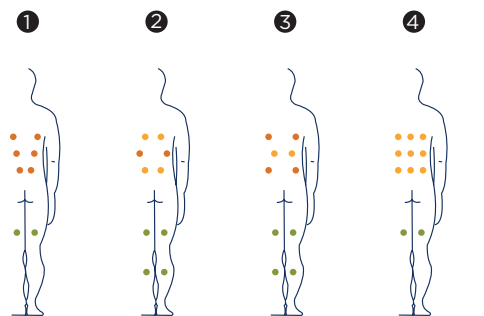

Der Spa Cube erfüllt alle Anforderungen, um Ihnen, Ihrem Partner, der Familie und selbst dem Freundeskreis eine perfekte Spa-Sitzung zu bieten.

Ein Eiskübel und Kopfstützen auf beiden Seiten des Spas bieten maximalen Komfort.

Ausgestattet mit 27 Jets und 12 Luftinjektoren für eine selektive Massage.

Positionen: 4 

Dimensionen: 231 x 231 x 78



		
		
		
Option:		
		



ref: 56541

**Ausstattung**

Abmasse ( ±2cm)	231 x 231 x 78
Positionen (sitze/ liege)	4 (4 / -)
Volumen (l)	975
Gewicht (leer/befüllt) (kg)	450 / 1.425

Verkleidung	Solid Surface / Graphite / Walnut
Ohne Rahmen	Option
Acrylfarben*	44 / 27 / 59 / 18 / 64 / 72

LEISTUNGEN	
Massagepunkte gesamt	<b>39</b>
Massagedüsen	27
Luftdüsen	12
Düsen Edelstahl	•
Kopfstützen	2
Digitales Bedienfeld	•
Ultraviolett Treatment UV	•
Verzinkter Metallrahmen	•
ABS-Platte	•
Energy Saving Cover	•
EcoSpa	•
Nordic Insulation System	Option
Blue Connect Plus	Option


UNTERHALTUNG	
Colour Sense	5 LED + Beleuchtungszubehör
Pure Line Lighting	•
Surround Bluetooth Audio	Option
Woodermax Verkleidung	-
Aromatherapie	•
Programmierbares Touch Panel Wifi	Option
Flexible Massage	-

MASSAGEPUMPEN	
Wassermassage / Jetpumpe	1.800 W / 2,5 HP
Relax Impact Pump	1.150 W


FILTER UND HEIZUNG	
Silent Pump / Umwälzpumpe	250 W
Wassererhitzer	3.000 W
Filtertyp	Kartuschenfilter

ELEKTRISCHE SPANNUNG	
Leistung Option niedrige Stromstärke (W)/(A) 230V	3.400 W / 14,8 A
Stromspannung	230 V / 400 V III


## Ausführungstyp Becken

**Acrylfarben**

44 White



27 Silver




72 Cameo



59 Sterling




18 Sand



64 Pearl Shadow

## Verkleidungstyp Außenrahmen



Solid Surface



Graphite



Walnut



Thunder

## Zubehör

*Spa-Leiter NUSSBAUM  
(oder Woodermax GRAPHIT)**Bodenreiniger Spa**Wasserpflege-Kit*

Im Rahmen unserer Bemühungen um ständige Verbesserungen behalten wir uns das Recht vor, ohne weitere Bekanntmachungen Änderungen an der Konstruktion und den technischen Daten vorzunehmen.

# CUBE

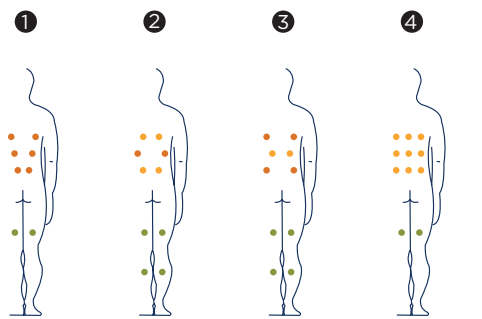

Perfecto para el disfrute total de la pareja, la familia o incluso una reunión de amigos, el spa Cube ha tenido en cuenta todas las necesidades para ofrecer una perfecta sesión de spa.

Incluye una cubitera y reposacabezas en ambos lados del spa, para su máximo confort.

Equipado con 27 jets y 12 boquillas de aire, realiza un selecto masaje.

Posiciones: 4 

Medidas: 231 x 231 x 78



		
		
		
Opcional:		
		



ref: 56541

**Características técnicas**

Medidas ( ±2cm)	231 x 231 x 78
Posiciones (sentado / tumbado)	4 (4 / -)
Volumen Agua (l)	975
Peso (vacío/lleño) (kg)	450 / 1.425

Tipo Revestimiento Mueble Exterior	Solid Surface / Graphite / Walnut
Sin revestimiento	Opcional
Colores Acrílico*	44 / 27 / 59 / 18 / 64 / 72

PRESTACIONES	
Total Puntos de Masaje	<b>39</b>
Jets masaje agua	27
Boquillas masaje aire	12
Jets/Boquillas Inoxidable	•
Reposacabezas	2
Panel de Control Digital	•
Ultraviolet Treatment UV	•
Estructura Metálica Galvanizada	•
Base ABS	•
Energy Saving Cover	•
EcoSpa	•
Nordic Insulation System	Opcional
Blue Connect Plus	Opcional

ACABADOS	
Colour Sense	5 LED + Accesorios iluminados
Pure Line Lighting	•
Surround Bluetooth Audio	Opcional
Mueble Woodermax	-
Aromatherapy	•
Touch Panel Programable Wifi	Opcional
Flexible Massage	-

BOMBAS DE MASAJE	
Masaje de agua	1.800 W / 2,5 CV
Relax Impact Pump	1.150 W

FILTRACIÓN Y CALEFACCIÓN	
Bomba de recirculación	250 W
Calentador de agua	3.000 W
Tipo de filtro	Cartucho

CORRIENTE ELÉCTRICA	
Potencia requerida LOW AMP (W) / (A) a 230 V	3.400 W / 14,8 A
Voltaje	230 V / 400 V III

**Acabados Casco****Colores Acrílico**

44 White

27 Silver

72 Cameo



59 Sterling

18 Sand

64 Pearl Shadow

**Acabados Mueble**

Solid Surface

Graphite

Walnut



Thunder

**Accesorios***Escalera NOGAL  
(o modelo GRAFITO)**Limpia fondos**Kit de desinfección*

Como parte de nuestra política de mejoramiento continuo, nos reservamos el derecho de modificar el diseño y/o especificaciones sin previo aviso.



# CUBE


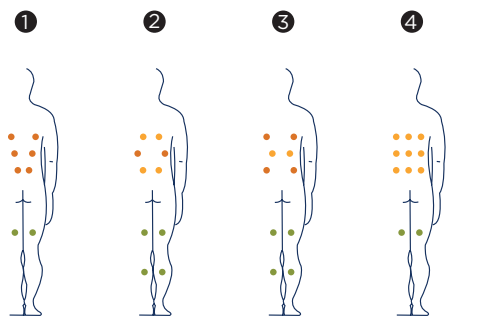

Perfetta per coppie, famiglie oppure riunioni di amici, la spa Cube ha pensato a tutte le necessità per offrire una sessione di spa perfetta.

Include un secchiello portabevande e poggiatesta ad entrambi i lati della spa, per il massimo comfort.

Equipaggiata con 27 jet e 12 iniettori d'aria, effettua un massaggio esclusivo.

Posizioni: 4 

Misure: 231 x 231 x 78



		
		
		
Opzionale:		
		



ref: 56541

**Caratteristiche tecniche**

Misure ( ±2 cm)	231 x 231 x 78
Posizioni (seduto / sdraiato)	4 (4 / -)
Volume acqua (l)	975
Peso (vuota/piena) (kg)	450 / 1.425

Tipo di rivestimento del mobile esterno	Solid Surface / Graphite / Walnut
Senza rivestimento	Opzionale
Colori Acrilico*	44 / 27 / 59 / 18 / 64 / 72


PRESTAZIONI	
Totale punti di massaggio	<b>39</b>
Getti di massaggio	27
Bocchette di aria	12
Jet/Bocchette Inossidabile	•
Poggiatesta	2
Pannello di controllo digitale	•
Ultraviolet Treatment UV	•
Struttura metallica galvanizzata	•
Base ABS	•
Energy Saving Cover	•
EcoSpa	•
Nordic Insulation System	Opzionale
Blue Connect Plus	Opzionale

FINITURE	
Colour Sense	5 LED + Accessori illuminati
Pure Line Lighting	•
Surround Bluetooth Audio	Opzionale
Mobile Woodermax	-
Aromatherapy	•
Touch Panel Programmabile Wi-Fi	Opzionale
Flexible Massage	-

POMPE DI MASSAGGIO	
Massaggio ad acqua	1.800 W / 2,5 CV
Relax Impact Pump	1.150 W

FILTRAGGIO E RISCALDAMENTO	
Pompa di ricircolo	250 W
Scaldaacqua	3.000 W
Tipo di filtro	Cartuccia

CORRENTE ELETTRICA	
Potenza necessaria LOW AMP (W) / (A) a 230 V	3.400 W / 14,8 A
Tensione	230 V / 400 V III

**Materiale Vasca****Colori superficie acrilica**

44 White



27 Silver




72 Cameo




59 Sterling



18 Sand



64 Pearl Shadow

**Mobile in sintetico**

Solid Surface



Graphite



Walnut



Thunder

**Accessori***Escaletta NOCE  
(o GRAFITE)**Pulizia dei fondi**Kit di disinfezione*

Fedeli alla nostra politica di continuo miglioramento, ci riserviamo il diritto di modificare il design e/o le specifiche senza preavviso.

# CUBE


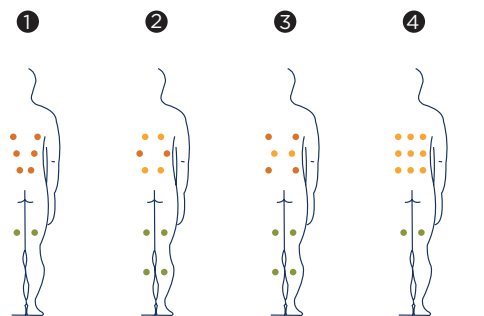

Perfect voor koppels, het hele gezin of zelfs een avondje met vrienden. De Cube-spa heeft alles in huis om iedereen de perfecte spasessie te bieden.

Zo biedt hij een ijsemmer en hoofdsteunen langs twee zijden voor optimaal comfort.

Met zijn 27 jets en 12 luchtinjectoren zorgt hij voor geweldige massages.

Posities: 4 

Afmetingen: 231 x 231 x 78



		
		
		
		
Optioneel:		
		



ref: 56541

## Technische eigenschappen

Afmetingen ( ±2 cm)	231 x 231 x 78
Posities (zit-/ligplaatsen)	4 (4 / -)
Watervolume (L)	975
Gewicht (leeg/vol) (kg)	450 / 1.425

Coating raamwerk	Solid Surface / Graphite / Walnut
Zonder raamwerk	Optioneel
Acrylkleuren*	44 / 27 / 59 / 18 / 64 / 72

KENMERKEN	
Aantal massagepunten	<b>39</b>
Massagejets	27
Luchtuitlaten	12
Roestvrijstalen injectoren	•
Hoofsteunen	2
Digitaal bedieningspaneel	•
Ultraviolet behandeling	•
Structuur in gegalvaniseerd metaal	•
Basis in ABS	•
Energy Saving Cover	•
EcoSpa	•
Nordic Insulation System	Optioneel
Blue Connect Plus	Optioneel

AFWERKINGEN	
Colour Sense	5 LED + Verlichte accessoires
Pure Line Lighting	•
Surround Bluetooth Audio	Optioneel
Woodermax-raamwerk	-
Aromatherapie	•
Programmeerbaar wifi-aanraakscherm	Optioneel
Flexible Massage	-

MASSAGEPOMPEN	
Watermassage	1.800 W / 2,5 PK
Relax Impact-pomp	1.150 W

FILTRATIE EN VERWARMING	
Hercirculatiepomp	250 W
Waterboiler	3.000 W
Filtertype	Patroon

INSTALLATIE	
Vereist vermogen LOW AMP (W) / (A) aan 230 V	3.400 W / 14,8 A
Spanning	230 V / 400 V III

### Afwerking

#### Acrylkleur



44 White

27 Silver

72 Cameo



59 Sterling

18 Sand

64 Pearl Shadow

### Raamwerkafwerking



Solid Surface

Graphite

Walnut



Thunder

### Accessoires



WALNOOT / GRAPHITE  
Spattrapje



Bodemreiniger



Ontsmettingskit

Overeenkomstig ons beleid van voortdurende ontwikkeling behouden wij ons het recht voor om de specificaties geheel of gedeeltelijk te wijzigen zonder voorafgaande kennisgeving.